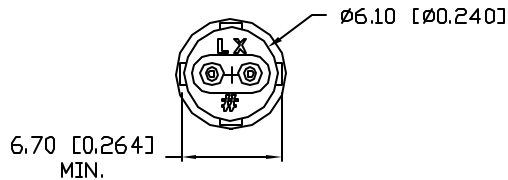

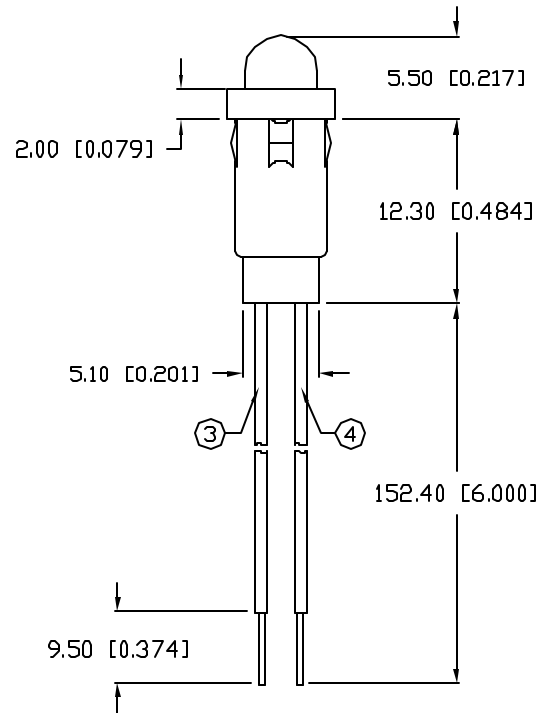


UNCONTROLLED DOCUMENT



PANEL HOLE:  $\varnothing 0.250^*$   
 PANEL THICKNESS: 0.030" MIN.

PART NUMBER		REV.
SSI-LXH600GD-150		E
REV.	E.C.N. NUMBER AND REVISION COMMENTS	DATE
A	REVISED DIMS.	8.22.94
B	E.C.N. #10109.	12.20.95
C	E.C.N. #10354.	6.16.97
D	E.C.N. #10BRDR. & REDRAWN.	2.5.99
E	E.C.N. #10BRDR. & REDRAWN.	7.26.01

ELECTRO-OPTICAL CHARACTERISTICS  $T_A=25^\circ\text{C}$   $I_f=20\text{mA}$

PARAMETER	MIN	TYP	MAX	UNITS	TEST COND
PEAK WAVELENGTH		565		nm	
FORWARD VOLTAGE		2.2	2.6	$V_f$	
REVERSE VOLTAGE	5.0			$V_r$	$I_f=100\mu\text{A}$
AXIAL INTENSITY		30		mcd	$I_f=20\text{mA}$
VIEWING ANGLE		60		2x theta	
EMITTED COLOR:	GREEN				
EPOXY LENS FINISH:	GREEN DIFFUSED				

LIMITS OF SAFE OPERATION AT 25°C

PARAMETER	MAX	UNITS
PEAK FORWARD CURRENT*	150	mA
STEADY CURRENT	25	mA
POWER DISSIPATION	105	mW
DERATE FROM 25°C	-1.2	mW/°C
OPERATING, STORAGE TEMP.	-40 TO +85	°C
SOLDERING TEMP.	+260	°C
2.0mm FROM BODY		3 SEC. MAX

\*  $t < 10\mu\text{s}$

NOTES:

- SSL-LX509F3GD LED.
- SSH-LXH600 HOLDER, BLACK.
- ANODE LEAD: LXP-WST24RDT0C, 24 AWG STRANDED, TOP OVERCOAT, RED INSULATION, CUT 160mm LONG, STRIP 4mm & 9.5mm.
- CATHODE LEAD: LXP-WST24BLT0C, 24 AWG STRANDED, TOP OVERCOAT, BLACK INSULATION, CUT 160mm LONG, STRIP 4mm & 9.5mm.

UNCONTROLLED DOCUMENT

\*UNLESS OTHERWISE SPECIFIED TOLERANCES PER DECIMAL PRECISION ARE: X=±1 (±0.039), XX=±0.5 (±0.020), XXX=±0.25 (±0.010), XXXX=±0.127 (±0.005). LEAD SIZE=±0.05 (±0.002), LEAD LENGTH=±0.75 (±0.030), MIN= <sup>+DECIMAL PRECISION</sup> -0.00 <sup>MAX= +0.00</sup> -DECIMAL PRECISION

REV. E	PART NUMBER SSI-LXH600GD-150	<p>CONFIDENTIAL INFORMATION</p> <p>THE INFORMATION CONTAINED IN THIS DOCUMENT IS THE PROPERTY OF LUMEX INC. EXCEPT AS SPECIFICALLY AUTHORIZED IN WRITING BY LUMEX INC, THE HOLDER OF THIS DOCUMENT SHALL KEEP ALL INFORMATION CONTAINED HEREIN CONFIDENTIAL AND SHALL PROTECT SAME IN WHOLE OR IN PART FROM DISCLOSURE AND DISSEMINATION TO ALL THIRD PARTIES.</p> <p>RELIABILITY NOTE</p> <p>OUR MANY YEARS OF EXPERIENCE DATA ACCUMULATION INDICATE THAT SOLDER HEAT IS A MAJOR CAUSE OF EARLY AND FUTURE FAILURE. PLEASE PAY ATTENTION TO YOUR SOLDERING PROCESS.</p>	<p>290 E. HELEN ROAD                  PALATINE, IL 60067-6976                  PHONE: +1.847.359.2790                  US WEB: www.lumex.com                  TW WEB: www.lumex.com.tw</p>
T-5mm (T-1 3/4) LED, PANEL MOUNT INDICATOR, 565nm GREEN LED, GREEN DIFFUSED LENS, WITH 6" WIRE LEADS.		DRAWN BY: gt CHECKED BY: APPROVED BY:	DATE: 5.11.93 PAGE: 1 OF 1 SCALE: N/A